



MEDIHONEY®


Calcium Alginate Dressing with Active *Leptospermum* Honey

INSTRUCTIONS FOR USE

LATEX FREE

 - For single use

 - See Insert for Instructions For Use

 - Store at Room Temperature

STERILE  - Gamma Sterilized

PRODUCT DESCRIPTION

MEDIHONEY® CALCIUM ALGINATE WITH ACTIVE *LEPTOSPERMUM* HONEY is an absorbent primary wound dressing made of Active *Leptospermum* Honey (+15) impregnated into a Calcium Alginate pad. The dressing contains 95% Active *Leptospermum* Honey. As wound exudate is absorbed, the alginate forms a gel, which assists in maintaining a moist environment for optimal wound healing, and allows intact removal.

INDICATIONS

Under the supervision of a healthcare professional, MEDIHONEY® CALCIUM ALGINATE WITH ACTIVE *LEPTOSPERMUM* HONEY dressing provides a moist environment conducive to wound healing and is indicated for moderate to heavily exuding wounds such as:

- Diabetic foot ulcers
- Leg ulcers (venous stasis ulcers, arterial ulcers and leg ulcers of mixed etiology)
- Pressure ulcers / sores (partial and full thickness)
- 1st and 2nd degree partial thickness burns
- Donor sites, and traumatic and surgical wounds

CONTRAINDICATIONS

MEDIHONEY® CALCIUM ALGINATE WITH ACTIVE *LEPTOSPERMUM* HONEY dressing is not indicated for:

- 3rd degree burns
- Patients with a known sensitivity to alginates or honey
- Controlling of heavy bleeding

PRECAUTIONS

If the dressing is not easily removed, soak with sterile saline or water until it is removed without difficulty.

Some patients may notice slight transient stinging. If stinging does not stop and persists and cannot be managed with an analgesic, remove dressing, cleanse area, and discontinue use of MEDIHONEY® dressing.

DIRECTIONS FOR USE

- Prior to application of MEDIHONEY® CALCIUM ALGINATE DRESSING WITH ACTIVE *LEPTOSPERMUM* HONEY, cleanse the wound area as necessary.
- Use an appropriately sized MEDIHONEY® CALCIUM ALGINATE DRESSING WITH ACTIVE *LEPTOSPERMUM* HONEY.
 - For shallow wounds, slightly overlap the wound area by ½ inch (1 cm).
 - For deep or heavily exuding wounds, loosely pack and ensure that the dressing does not overlap the wound margins.
 - For deep wounds when undermining is present, use the ¾" x 12" (rope) version of the dressing. Pack the dressing loosely, making sure to fill in undermined areas. Do not overfill or pack tightly.
- Use an appropriate secondary dressing (such as hydrocolloid, foam, thin film, or island/composite) to cover the MEDIHONEY® CALCIUM ALGINATE DRESSING WITH ACTIVE *LEPTOSPERMUM* HONEY. See package inserts of secondary cover dressings for complete instructions for use.

DRESSING CHANGE AND REMOVAL

- Dressing change frequency will depend on the condition of the patient as well as the level of wound exudate.
- Reapply when MEDIHONEY® CALCIUM ALGINATE DRESSING WITH ACTIVE *LEPTOSPERMUM* HONEY or the secondary dressing has reached its absorbent capacity or as directed by a wound care professional.
- Moisten with sterile saline if the wound bed appears dry before removal of the dressing.
- Remove the dressing from the wound bed gently.
- Cleanse the wound bed prior to application of new dressing.

CAUTION: Federal law (USA) restricts this device to sale by or on the order of a physician (or properly licensed healthcare professional).

CAUTION: Do not use product if the immediate product packaging is damaged.

Store at room temperature: 10 – 25°C (50 – 77°F). Keep dry.



www.kromh.com
+603 7713 5611